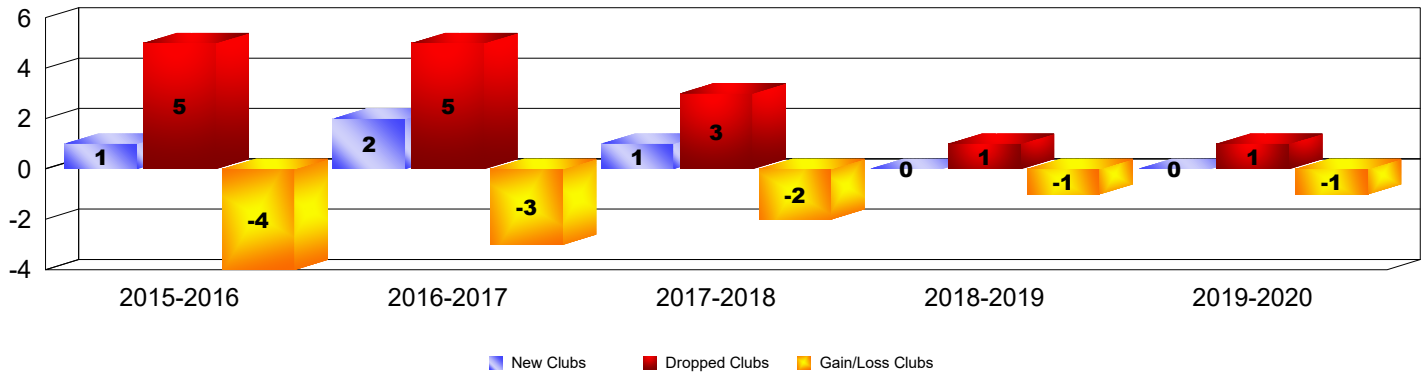


# Multiple District C

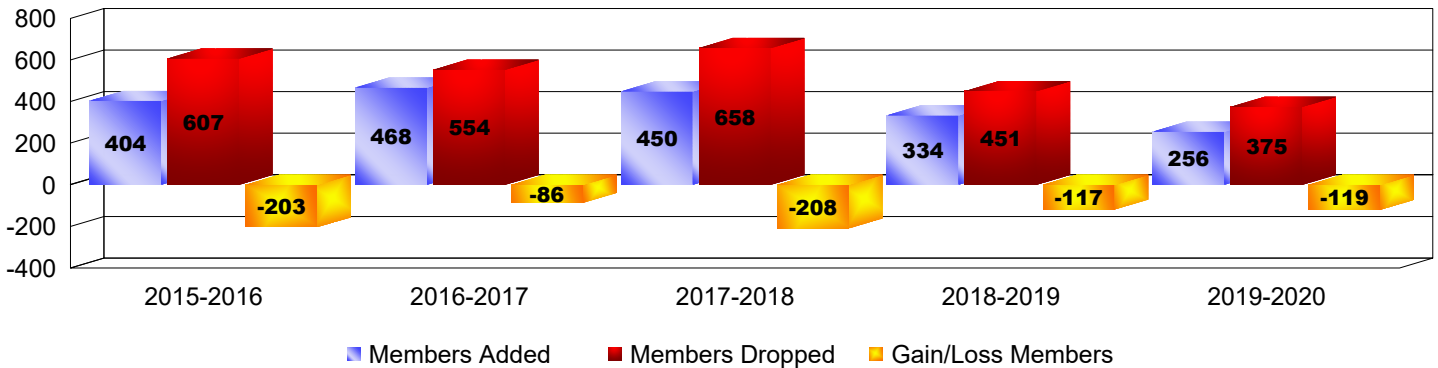
As of June 2020 Cumulative

Year	New Clubs	Dropped Clubs	Gain/Loss Clubs	New Members	Charter Members	Reinstate Members	Transfer Members	Total Member Added	Total Members Dropped	Gain/Loss Members
2015-2016	1	5	-4	335	22	11	36	404	607	-203
2016-2017	2	5	-3	362	55	26	25	468	554	-86
2017-2018	1	3	-2	361	37	12	40	450	658	-208
2018-2019	0	1	-1	287	6	21	20	334	451	-117
2019-2020	0	1	-1	222	1	15	18	256	375	-119
<b>Average</b>	<b>1</b>	<b>3</b>	<b>-2</b>	<b>313</b>	<b>24</b>	<b>17</b>	<b>28</b>	<b>382</b>	<b>529</b>	<b>-147</b>


## Clubs



## Members



## Membership Composition June 2020 Cumulative



## Gender Comparison June 2020 Cumulative

